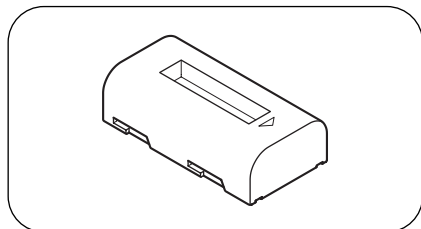




INSTRUCTION MANUAL

LITHIUM-ION BATTERY

BP-900



Thank you for purchasing TOA's Lithium-Ion Battery. Please carefully follow the instructions in this manual to ensure long, trouble-free use of your equipment.

1. SAFETY PRECAUTIONS

- Before installation or use, be sure to carefully read all the instructions in this section for correct and safe operation.
- Be sure to follow all the precautionary instructions in this section, which contain important warnings and/or cautions regarding safety.
- After reading, keep this manual handy for future reference.

⚠ DANGER Indicates an imminently hazardous situation, which, if not avoided, will result in death or serious injury.

- Should the following irregularity be found during use, immediately switch off the power, take the batteries out of the unit, and keep them away from fire. Failure to do so may cause a fire or explosion.
 - If you find battery leakage, discoloration, deformation or damage.
 - If you detect smoke or a strange smell coming out from the batteries.
- Do not deform, modify, nor solder the batteries. Dosing so may damage the battery's safety or protector mechanism, causing the batteries to fire, leak, or explode.
- Never short the positive and negative terminals with a wire or other metallic objects. Also, avoid carrying or keeping the batteries with metallic objects such as necklaces or hair pins. Doing so may cause the batteries to fire, explode, leak, or heat.
- Never heat the batteries nor throw them into a fire. Doing so may damage the battery's gas relief valve or safety mechanism, causing the batteries to fire or explode.
- Do not dip the batteries into water nor wet the battery terminals. This may corrode the batteries, possibly causing them to fire, explode, leak, or heat.

- Note correct polarity (positive and negative orientation) when inserting the batteries into a battery charger. Doing otherwise may cause them to fire, explode, leak, or heat.
- Do not use, keep, nor leave the batteries near fire or in locations where the temperature rises above 60°C such as in a sun-heated car. Dosing so may damage the battery's safety or protector mechanism, causing the batteries to fire, explode, leak, or heat.
- Be sure to use the BC-900 charger when recharging the batteries. Using other battery charger may cause them to fire, explode, leak, or heat.
- Use the batteries only with the equipment specified. Failure to do so may cause the batteries to fire, explode, leak, or heat.
- Do not drop the batteries nor give them a shock. Doing so may damage the battery's safety or protector mechanism, causing the batteries to fire, explode, leak, or heat.
- There is a fear of loosing one's eyesight if a battery leakage gets in one's eyes. Wash it away with clean water and consult a doctor immediately. If a battery leakage stains one's skin or clothes, wash it away with clean water as there is a fear of impairing the skin.

⚠ WARNING Indicates a potentially hazardous situation which, if mishandled, could result in death or serious personal injury.

- Stop charging if the batteries are not fully charged within 5 hours. Continuously charging over 5 hours may cause the batteries to fire, explode, leak, or heat.

⚠ CAUTION Indicates a potentially hazardous situation which, if mishandled, could result in moderate or minor personal injury, and/or property damage.

- When you discard batteries, please contact the local dealer from whom you bought.

2. GENERAL DESCRIPTION

The BP-900 Lithium-Ion Battery is designed for exclusive use with the Chairman units TS-801 and TS-901, and the Delegate units TS-802 and TS-902 of the TOA Infrared Conference Systems.

3. NOTES BEFORE USE

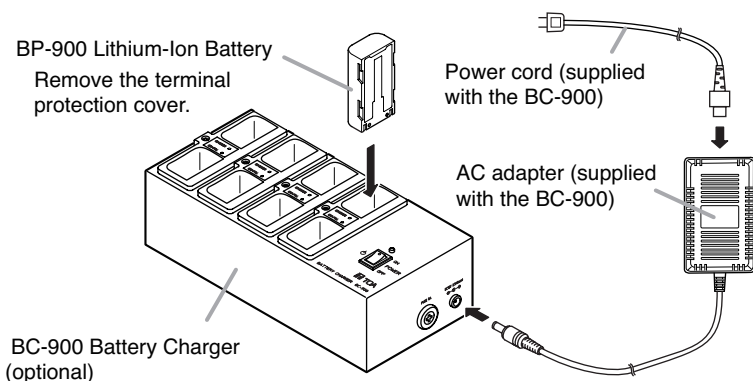
- Be sure to charge this battery when using it first after purchase or when leaving it for a long period time.
- Charge the battery just before or on the day before use. Battery operating duration may be short due to its self-discharge when the battery is left unused for a long period time even after fully charged.

4. HANDLING PRECAUTIONS

- Using the battery in an extremely high or low temperature environment will reduce its storage capacity and operating duration, and also shorten the battery's life. It is highly recommended that the battery be used at room temperature ($20 \pm 5^{\circ}\text{C}$). Using the battery at 10°C or below will extremely reduce the battery operating duration.
- The temperature of battery sometimes rises high just after the use. When taking the battery out of the unit, switch off the unit's power, let battery cool down to an ambient temperature, then take it out.
- The battery, once overdischarged, could not recover its usable capacity even after charge. So, it is advisable to charge the battery for about 5 minutes every half a year when leaving it unused for a long period of time.
- Do not recharge fully-charged batteries. Doing so may deteriorate their performance.
- When the battery is not in use, take it out of the unit, attach the supplied terminal protection cover on the contacts, and store it in location free from moisture and between -20°C and 30°C .
- Do not store the battery in a fully charged state. It is recommended that the battery be discharged as fully as possible before storage.

5. RECHARGING

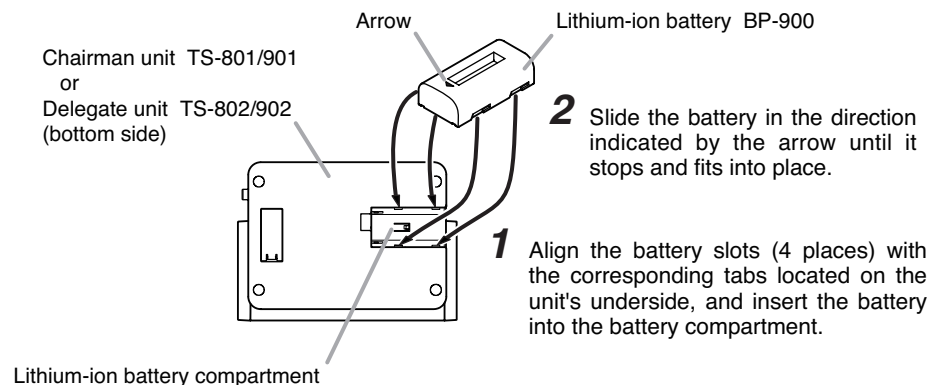
Be sure to use the optional BC-900 Battery Charger when recharging the battery. Take care not to exceed the maximum charging time of 5 hours. For more details, refer to the instruction manual attached to the BC-900.



Notes

- The charger or battery gets hot during the charging process. This is not a malfunction.
- It is advisable to charge the battery in an environment at 10°C to 40°C . The battery could not be fully charged at 10°C or below depending on the variations of its characteristics.

6. CHAIRMAN AND DELEGATE UNIT POWER SUPPLY



Reverse the above procedures to remove the battery.

7. SPECIFICATIONS

Nominal Voltage	7.4 V DC
Nominal Capacity	1700 mAh
Operating Temperature	0°C to 40°C
Dimensions	71.6 (w) x 20.4 (h) x 37.6 (d) mm
Weight	95 g

Note: The design and specifications are subject to change without notice for improvement.

• Accessory

Terminal protection cover (pre-installed at the factory) 1

Traceability Information for Europe (EMC directive 2004/108/EC)

Manufacturer:
TOA Corporation
7-2-1, Minatojima Nakamachi, Chuo-ku, Kobe, Hyogo,
Japan

Authorized representative:
TOA Electronics Europe GmbH
Suederstrasse 282, 20537 Hamburg,
Germany